

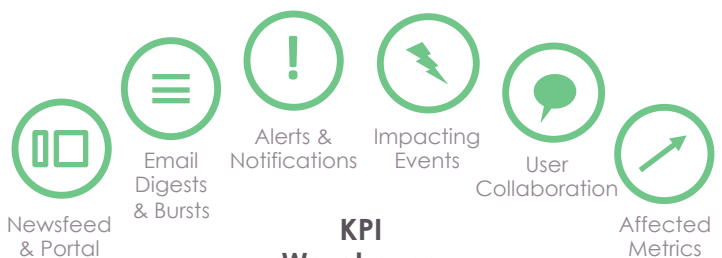
Push Intelligence

for QlikView® and Qlik® Sense

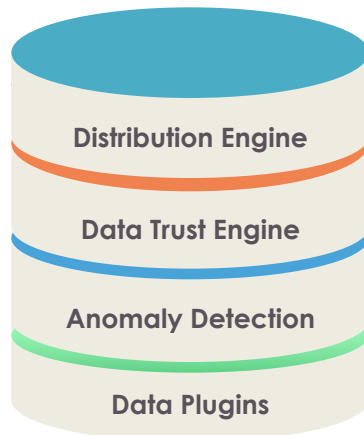


Push Intelligence

Alert users to anomalies in their metrics and push them the relevant, pre-filtered Qlik® dashboard or report at the right time, on the right device.



KPI Warehouse



How It Works

1. **Connect** to every data source
2. **Monitor** every metric for change
3. **Detect** relevant changes
4. **Push** critical data at the right time

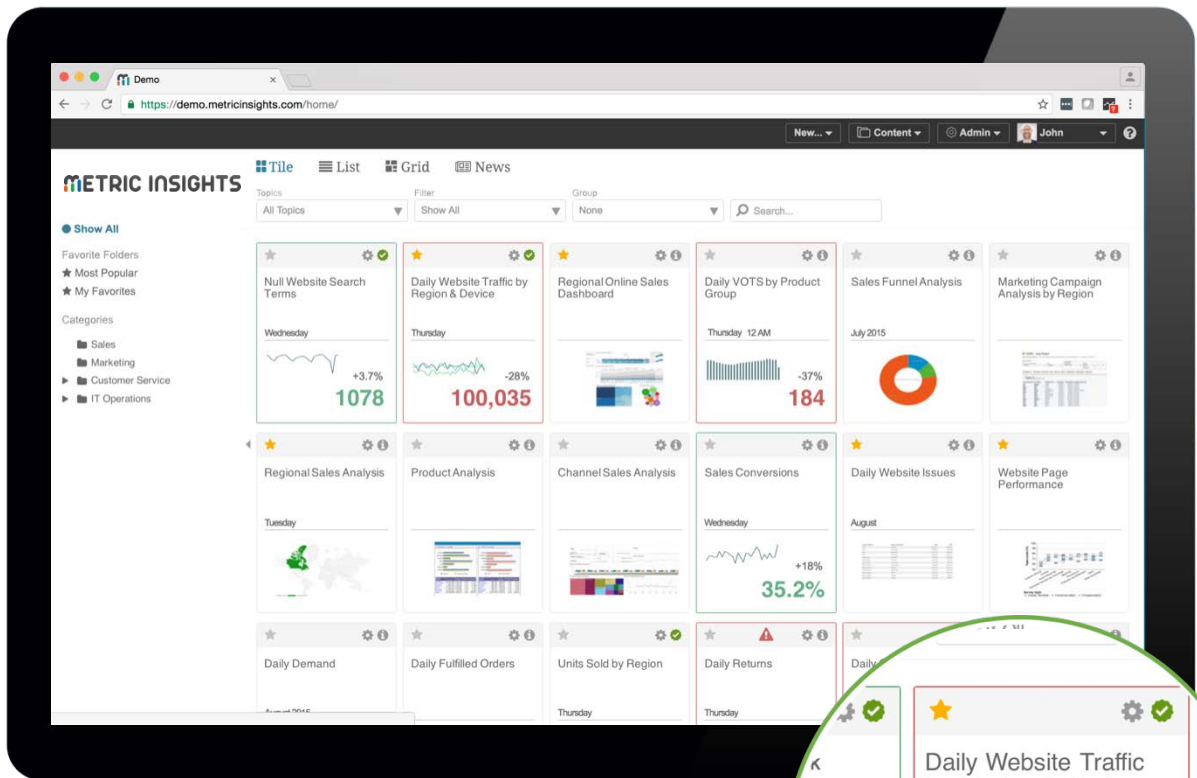
ANY Data Source



Examples of popular plugins

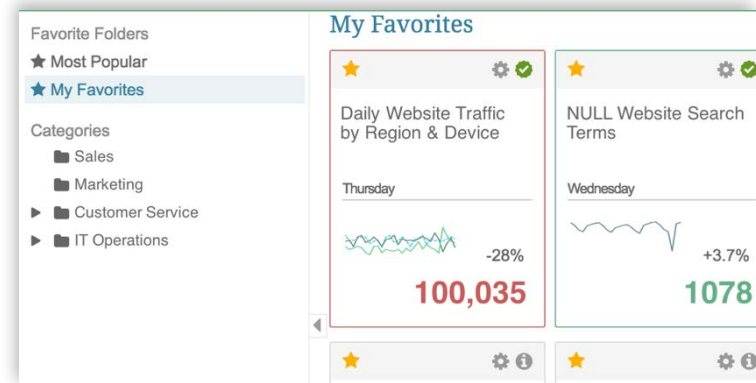
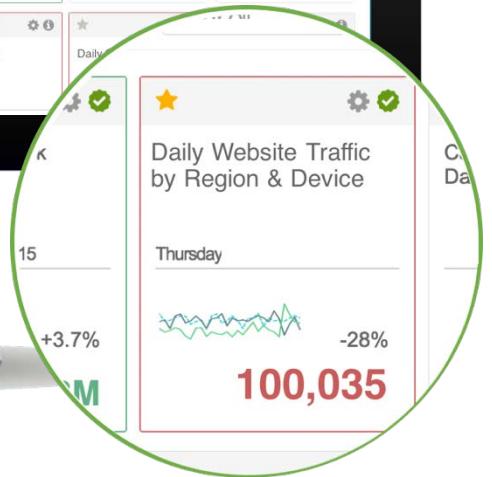
Push Intelligence Portal

Single portal for all metrics, Qlik® dashboards and reports



Tile-Based Portal

- Each tile represents a metric or report
- Tiles connected to different data sources
- Dynamic filtering makes it easy to find the metrics you're looking for



Favorite Tiles

- Cut through the noise and focus on your metrics
- Click on a star to add a file to your Favorites
- Receive alerts on any critical changes

Digest & Burst Emails

Critical data pushed to you in the right format at the right time



These can be centrally administered or self-service. Users can click any image to go back into Qlik®.

Daily Digest Emails

Only receive metrics that have changed

- Stop wasting time hunting through data that hasn't moved
- Most volatile, top moving metrics highlighted
- Click any metric for deeper analysis

Burst Emails

Schedule emails with metrics and reports from multiple tools

- No more logging into multiple systems
- Recent alerts and user comments for each metric

METRIC INSIGHTS

Top Movers

Canada Daily Sales	\$0.47M	-28% from last year
Canada Daily Profits	\$124K	-23% from last year
Worldwide Units Sold	8.1M	+4.8% from last year

Metric Summary

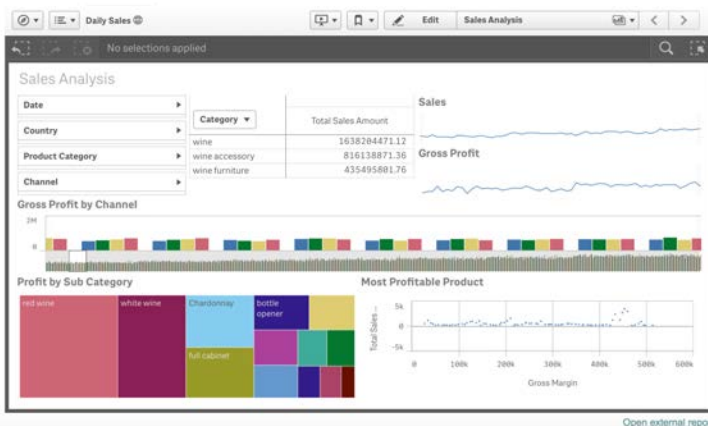
Canada Daily Sales \$0.47 -28% last year	
Service Level 89% +0.5 last month	
Canada Daily Profits \$124K -23% last year	
Worldwide Units Sold 8.1M +4.8% last year	
Monthly Marketing Spend \$154K -1.1% last month	

Change Report – Sales 10% Different From Last Month

Product Category	Product Sub-Category	Prior Sales	Current Sales
Wine	Red Wine	\$2,001,490	\$2,241,217
Wine Furniture	Wine Rack	\$238,248	\$276,825
Wine Accessory	Wine Glasses	\$360,171	\$418,964

Sales Analysis Dashboard

Sales, profit and revenue analysis by product group, channel and region



Canada Daily Sales – Unusual Low
\$0.38M on Monday

Note by Mary
We had a website outage in the region that has been fixed

Metric Analyzer

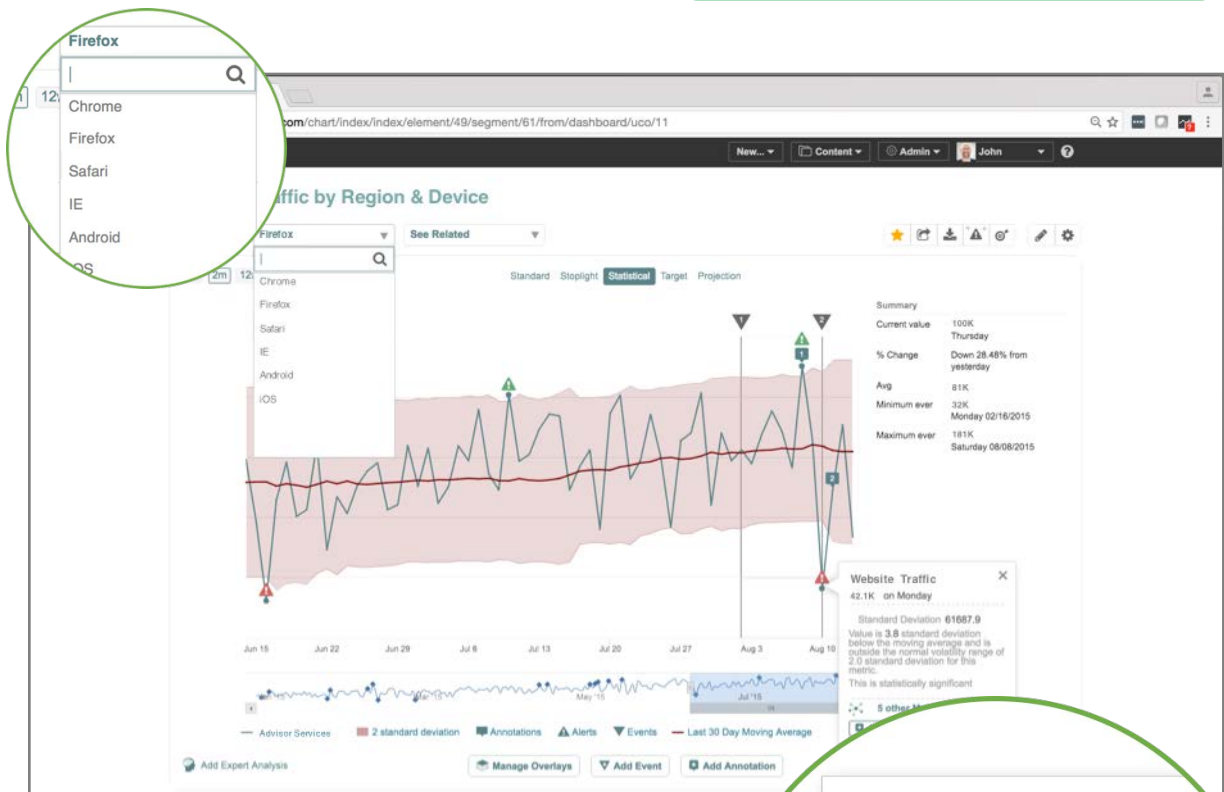
Click on any metric and see a detailed, time series view of how it is trending

Dimensional Analysis

Every dimensional value of every metric is automatically tracked and profiled for change.

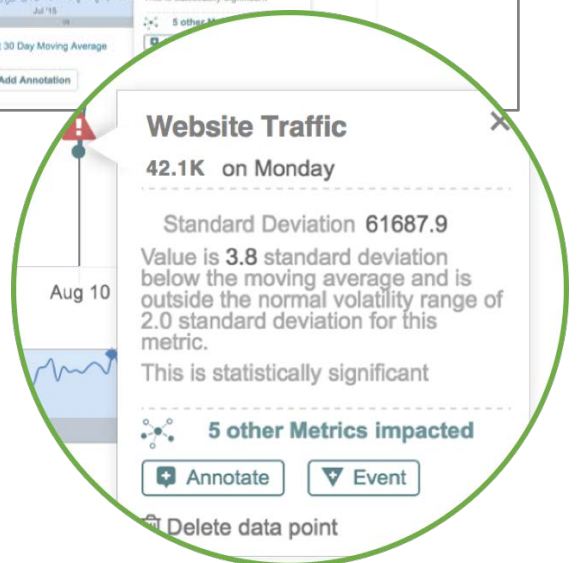


All your Qlik® dashboards and reports can be bulk-loaded and all measures can be analyzed for anomalies.



Anomaly Detection

- Statistical anomalies are automatically detected, and users are alerted
- Other similarly affected metrics, across all data sources, are automatically surfaced

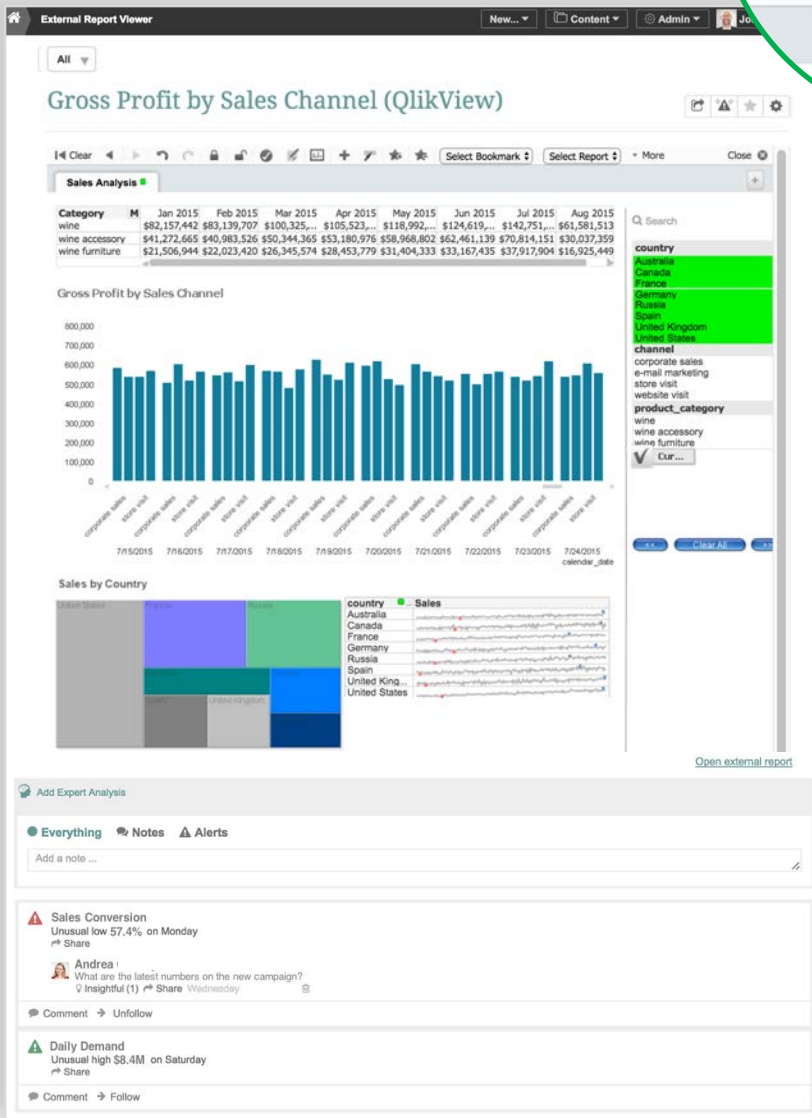
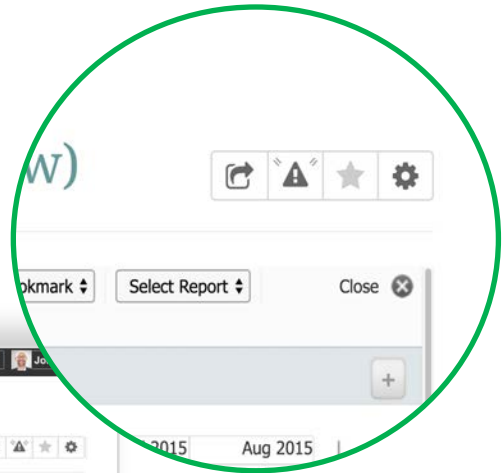


External Reports

Embed Qlik® dashboards and reports within Metric Insights



Each dashboard is fully functional – filter and navigate just as you would in Qlik®. The added benefit is that users can now create alerts and add comments.



Alert History

- Custom alerts on any dashboard or report
- News feed and history of alerts
- Pre-filtered dashboards in the alert email

User Commentary

- Comment threads on dashboards and alerts
- Attach any file for context -- PDF, PPT, Excel, etc.
- Share comments and follow users to trigger email notifications

Custom Alerts

4-step builder for alerts on any Qlik® dashboard or report



Easily built by end users or admins. Click on the snapshot in the alert to go to Qlik®.

Step 1

Alert rule types for any use case

Step 2

Sophisticated criteria easily set through dropdown menus

Step 3

Choose how and when to receive alerts

Step 4

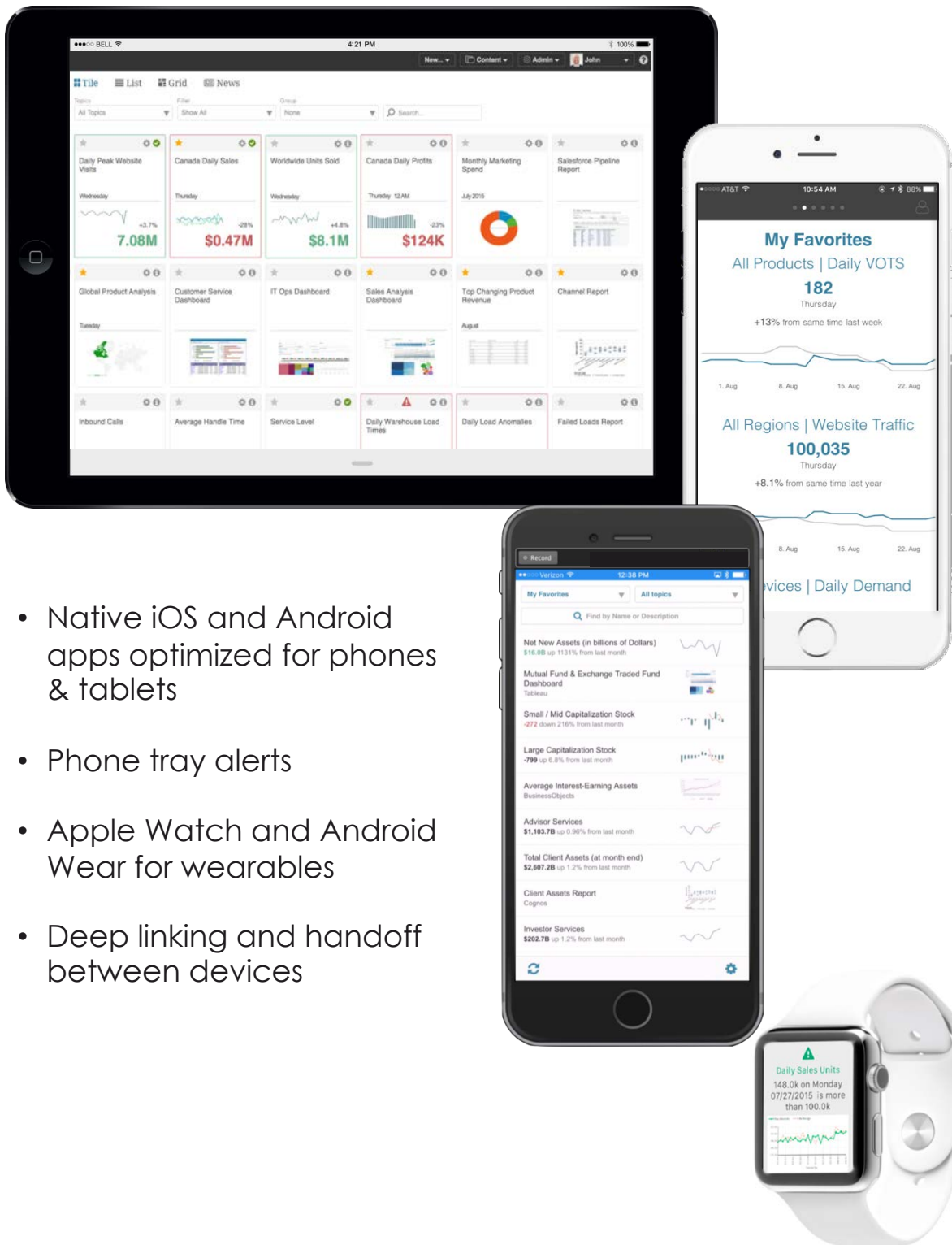
Customize the alert's message and content

Receive via...

- Email
- SMS
- Mobile
- Wearables
- Trigger Workflows


Push Intelligence for Mobile

Never miss a critical event, no matter where you are



- Native iOS and Android apps optimized for phones & tablets
- Phone tray alerts
- Apple Watch and Android Wear for wearables
- Deep linking and handoff between devices

Built for the Enterprise



Leverage Existing Qlik® Content

- Connect to both QlikView® and Qlik® Sense
- Bulk-load existing dashboards and reports



Integrate With Your Security

- Row-level access control
- AD, LDAP, SAML integration
- Single sign-on with QlikView® and Qlik® Sense



Fit to Your Environment

- Admin or end user control
- On-premise or cloud deployment

Contact Us

Visit

Email

Phone

Address

www.metricinsights.com

info@metricinsights.com

1-800-993-3467

123 10th St.

San Francisco, CA 94103