



**METRIC INSIGHTS**

Give your data the audience it deserves

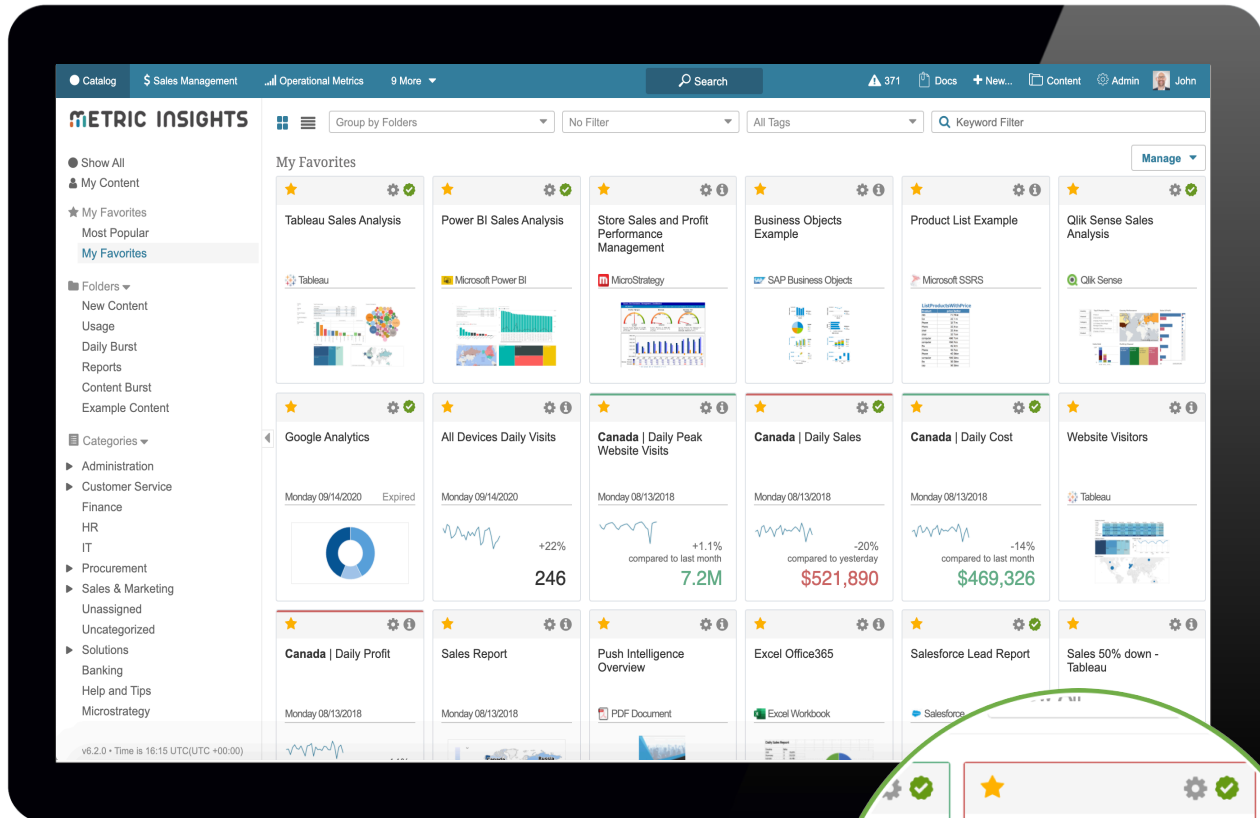
# ENTERPRISE BI PORTAL

Engage every user with Business Intelligence by connecting your tools and data to Metric Insights

**CONSOLIDATED PORTAL | ANOMALY DETECTION | ALERTING & DISTRIBUTION**

# Business Intelligence Catalog

A catalog of all your Business Intelligence metrics, dashboards, & reports



## Tile-Based

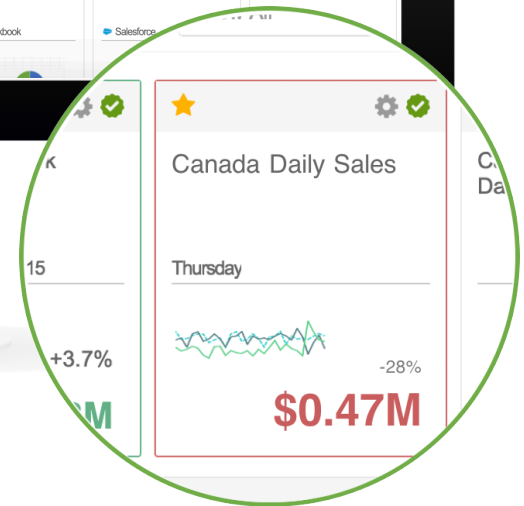
Tiles connect to any data source

- Business Intelligence Tools
- Databases & Big Data
- SaaS & On-Premise Applications



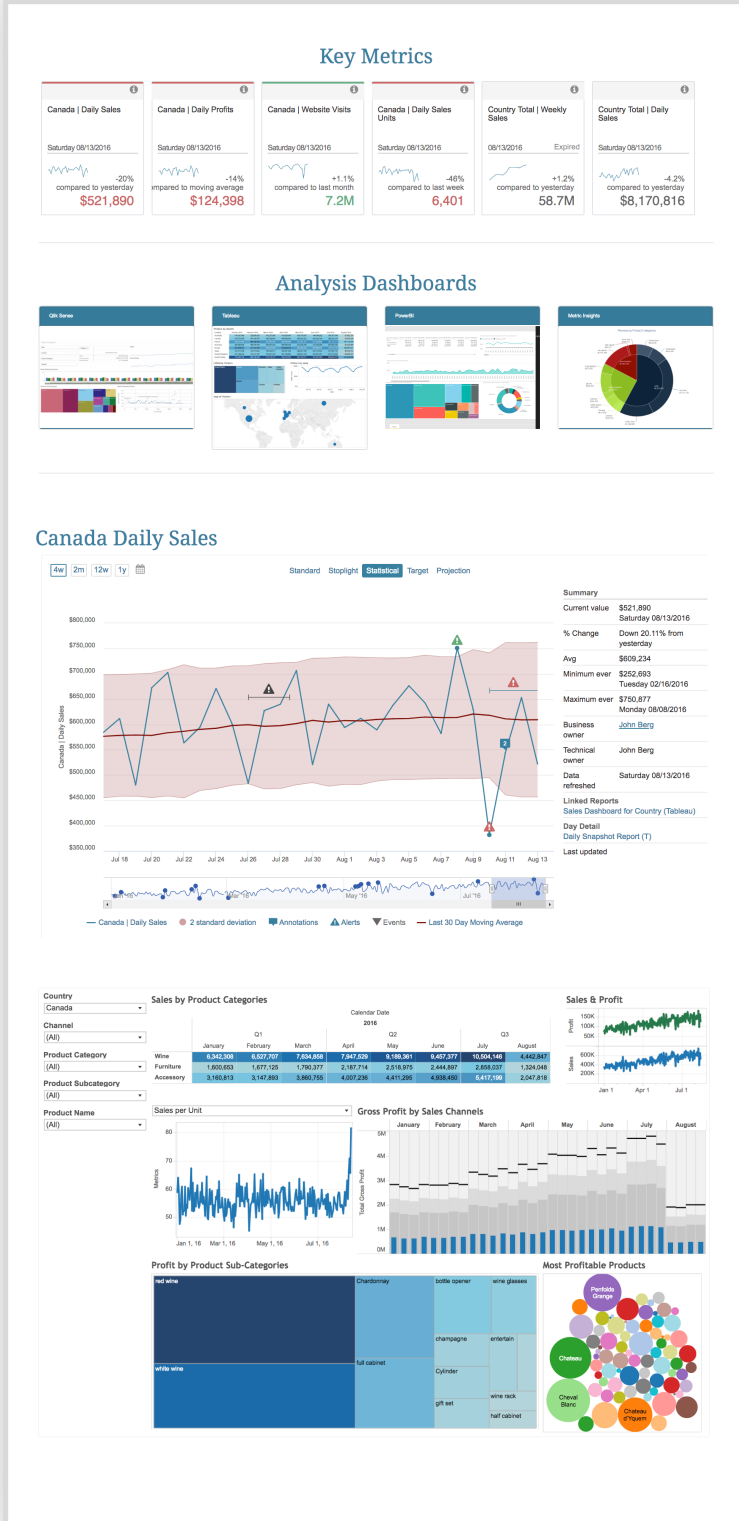
## Favorite Tiles

- Click on a star to add a tile to your Favorites
- Focus on the most important data
- Receive alerts on any critical changes



# Source-Agnostic Portal Pages

A customized layout of data for users to easily consume



## Customized Interface

- Entire data picture – no clicks necessary
- Intuitive layout for easy consumption

## Dynamic Templates

- Live dashboards, reports, and metrics
- No more logging into multiple systems
- Access tied to user and group security infrastructure

## Seamless Integration

- Include data, dashboards, and reports from any tool
- Access within the Metric Insights Portal or embed in your own website
- Customizable branding to your organization

# Favorites Digests & Burst Emails

Data you should know about pushed to you in the right format



Centrally Administered or Self-Service



Click Through to Underlying Tools

## Favorites Digest Emails

Only receive metrics that have changed

- Stop wasting time hunting through data that hasn't moved
- Most volatile, top-moving metrics highlighted
- Click any metric for deeper analysis

## Burst Emails

Schedule emails with metrics and reports from multiple tools

- No more logging into multiple systems
- Recent alerts and user comments included for each object
- Surfaced exceptions in your dashboards & reports

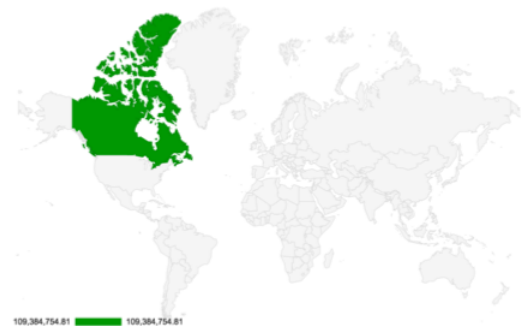
### METRIC INSIGHTS

Canada Daily Sales	<b>\$0.47M</b>	<b>-28%</b> from last year
Canada Daily Profits	<b>\$124K</b>	<b>-23%</b> from last year
Worldwide Units Sold	<b>8.1M</b>	<b>+4.8%</b> from last year



### Product Analysis - Canada

Regional product sales analysis by country



**Canada Daily Sales – Unusual Low**  
\$0.38M on Monday

**Note by Mary**  
We had a website outage in the region that has been fixed

### Sales Analysis Dashboard

Sales, profit and revenue analysis by product group, channel and region



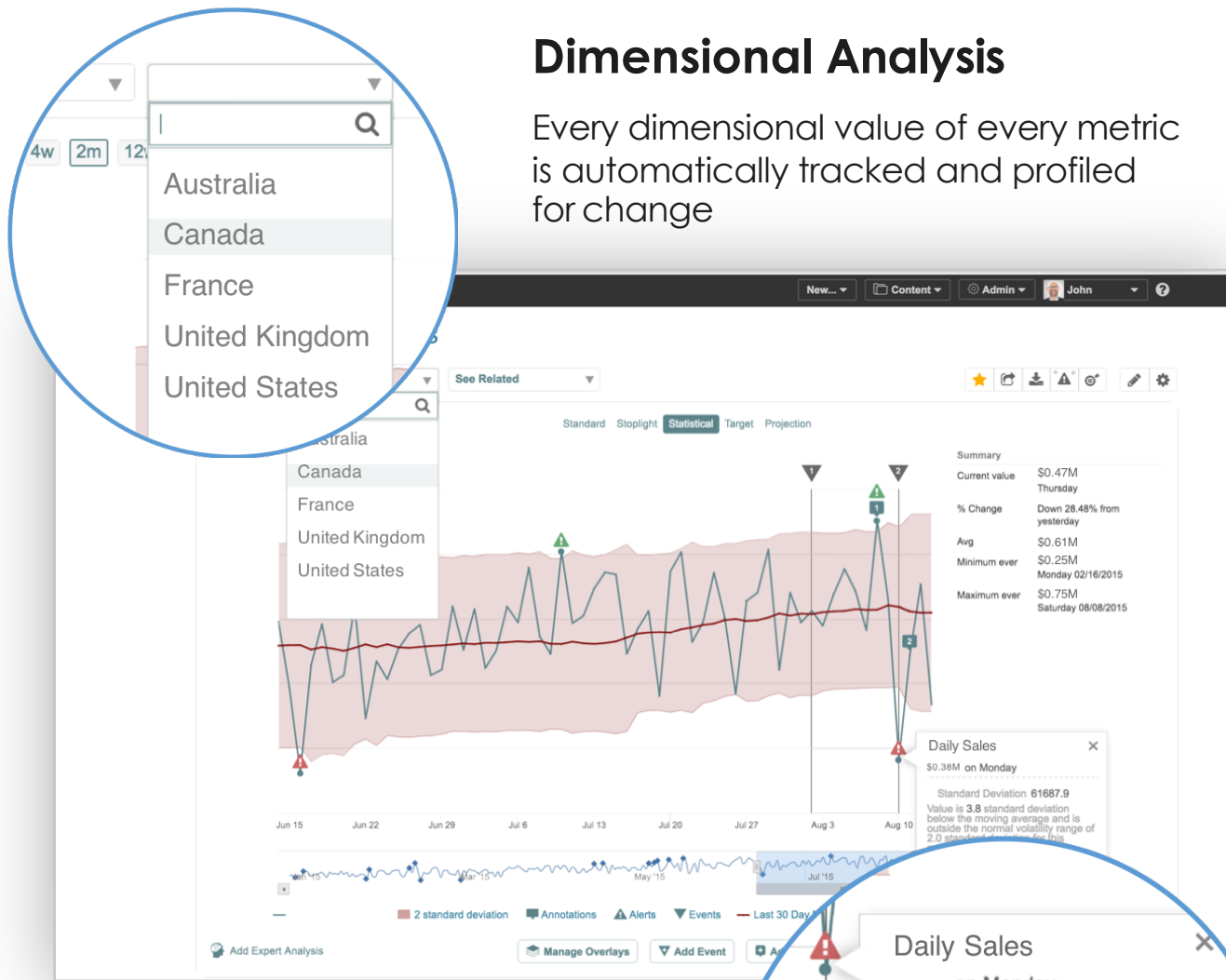


# Metric Analysis & Anomaly Detection

A detailed, time series view of how your metrics are trending and where anomalies are occurring

## Dimensional Analysis

Every dimensional value of every metric is automatically tracked and profiled for change



## Anomaly Detection

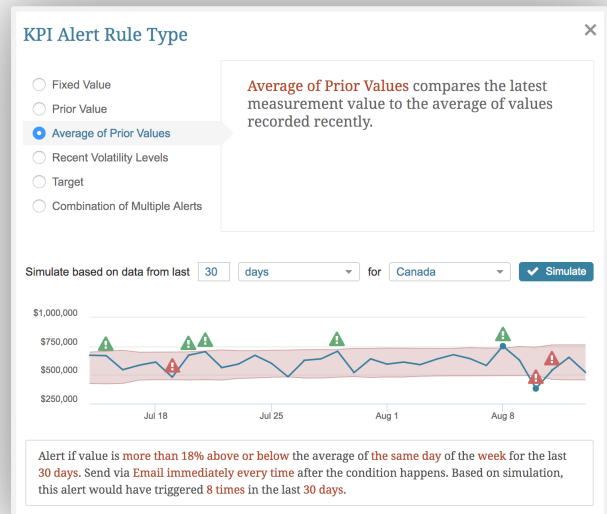
- All statistical anomalies are detected, and users are alerted
- Other similarly affected metrics, across all data sources, are surfaced and can be overlaid for comparison

# Event-Based Alerting & Alert Management

Alerting for any use case and tracking of issues to resolution

## 4-Step Alert Builder

- Create any alert rule
- Self service ease of use for business users
- Customize alert content and delivery method
- Global or individual alerts to users or groups




## Alert Inbox & Digest

- Manage alert status and assignee
- Receive alert status via daily email



## METRIC INSIGHTS

Canada | Daily Sales at \$381,716 on Wednesday less than \$400k  

 **In progress (High)** - Assignee: James Smith

• Comment made by James Smith at 8:36am


- Our service provider is experiencing outages. We are still investigating.

• Changed Status to In Progress by James Smith at 8:36am  
• Assigned to James Smith at 8:30am  
• Comment made by John Berg on Wednesday at 8:24am

- We are experiencing website issues in the region. Assigning to IT.

• Acknowledged by John Berg on Wednesday at 8:10am  
• Created and assigned to John Berg on Wednesday at 8am

Canada | Daily Sales at \$483,702 on Tuesday Unusual Value  

 **Completed (Medium)** - Assignee: Sarah Jones

• Changed Status to Completed by Sarah Jones at 11:00am  
• Changed Status to In Progress by Sarah Jones at 8:20am  
• Assigned to Sarah Jones at 8:15am  
• Comment made by John Berg on Wednesday at 8:14am

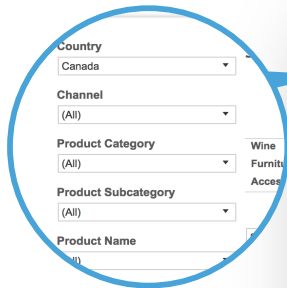
## Alert Workflows

- Customize alert workflows
- Ensure alerts are acknowledged
- Track priority, status, and assignee

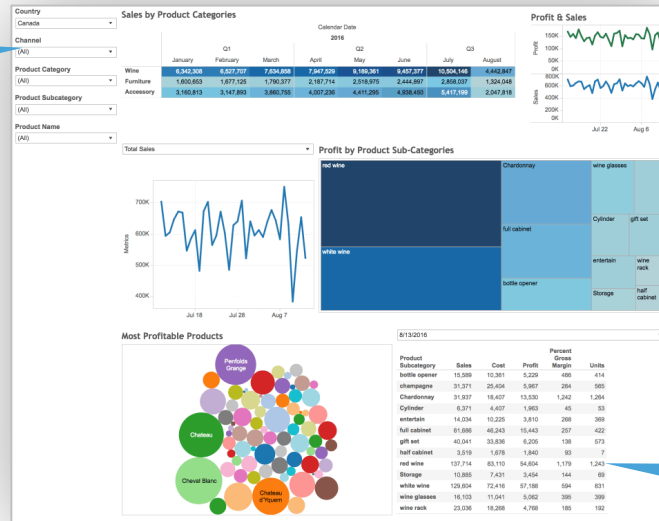
Assigned	Subscribed	Triggered	Status	Priority	Assignee	Last Activity	Subscribed
<input type="checkbox"/>	<input type="checkbox"/>	<input type="checkbox"/>	New	High	Me	Jul 20	<input checked="" type="checkbox"/>
Canada   Daily Sales at \$381,716 on Wednesday 08/10/2016 Less than low threshold							
<input type="checkbox"/>	<input checked="" type="checkbox"/>	<input type="checkbox"/>	Dismiss			01/03/2016	<input checked="" type="checkbox"/>
Canada   Daily Sales at \$307,155 on Sunday 01/03/2016 Unusual value							
<input type="checkbox"/>	<input checked="" type="checkbox"/>	<input type="checkbox"/>	Dismiss			01/06/2016	<input checked="" type="checkbox"/>
Canada   Daily Sales at \$418,899 on Wednesday 01/06/2016 Unusual value							
<input type="checkbox"/>	<input checked="" type="checkbox"/>	<input type="checkbox"/>	Dismiss			01/28/2016	<input checked="" type="checkbox"/>
Canada   Daily Sales at \$278,122 on Thursday 01/28/2016 Unusual value							
<input type="checkbox"/>	<input checked="" type="checkbox"/>	<input type="checkbox"/>	Dismiss			01/29/2016	<input checked="" type="checkbox"/>
Canada   Daily Sales at \$452,374 on Thursday 01/28/2016 - Friday 01/29/2016 Unusual value							

# Exception & Change Reports

Automatic surfacing of critical changes and exceptions in all your dashboards & reports



1000's of filter combinations



Product Subcategory	Sales
bottle opener	15,589
champagne	31,371
Chardonnay	31,937
Cylinder	6,371
entertain	14,034
cabinet	61

Which countries, channels & products sold twice as much as yesterday?

Sales increased by 100% from yesterday

Channel	Country	Product Category	Prior Day Sales	Current Day Sales
<a href="#">corporate sales</a>	<a href="#">Spain</a>	<a href="#">wine</a>	<a href="#">105,850</a>	<a href="#">218,274</a>
<a href="#">e-mail marketing</a>	<a href="#">Germany</a>	<a href="#">wine accessory.</a>	<a href="#">48,210</a>	<a href="#">103,581</a>
<a href="#">corporate sales</a>	<a href="#">Germany</a>	<a href="#">wine furniture</a>	<a href="#">31,929</a>	<a href="#">80,579</a>
<a href="#">website visit</a>	<a href="#">Australia</a>	<a href="#">wine accessory.</a>	<a href="#">21,943</a>	<a href="#">78,462</a>
<a href="#">corporate sales</a>	<a href="#">United Kingdom</a>	<a href="#">wine accessory.</a>	<a href="#">35,850</a>	<a href="#">74,867</a>

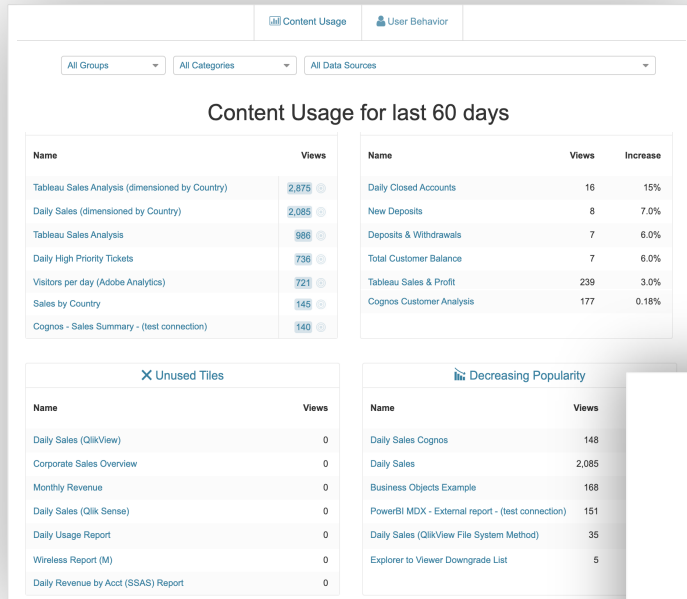
## Gain Insight on Where to Focus

- Snapshot the data in your reports & dashboards every update
- Uncover exceptions & anomalous behavior in snapshotted values
- Surface significant changes between snapshotted values over time

# Usage Tracking & License Management ROI

Track usage of all your data products and justify your BI spend, while delighting business users

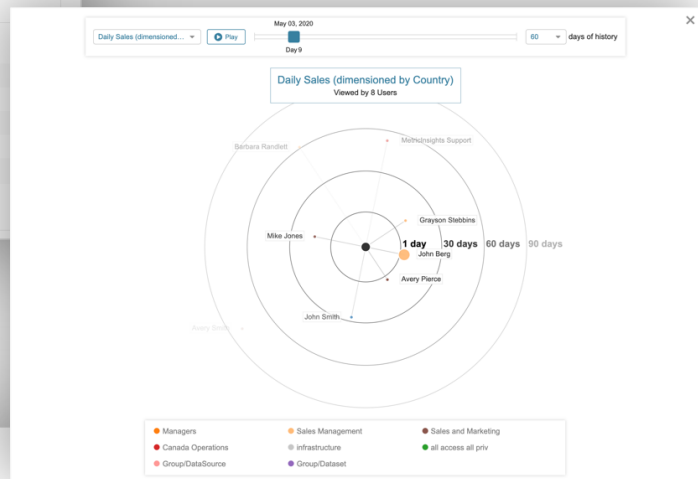
## Content Usage Overview



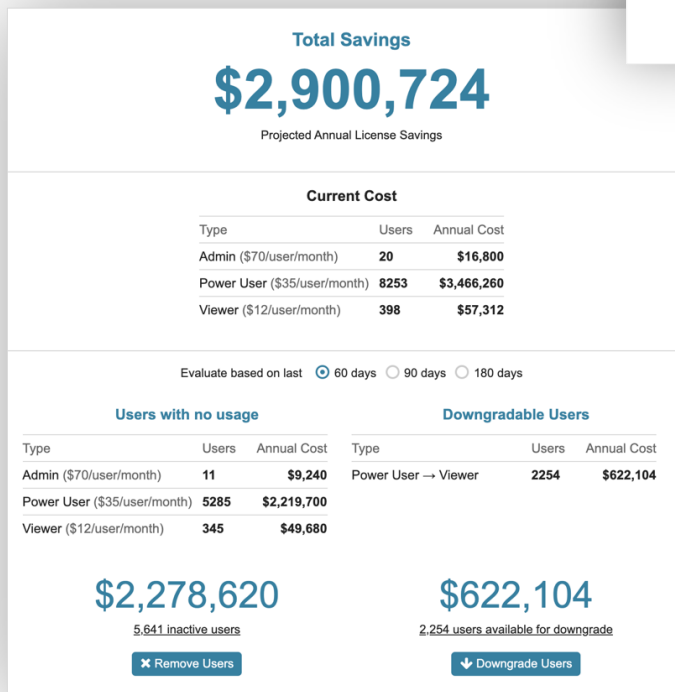
## Usage Tracking

- Understand who is using what content – and how much
- Promote or retire content to keep the portal relevant for users

## Visualize User Behavior Over Time



## See Where You Can Save



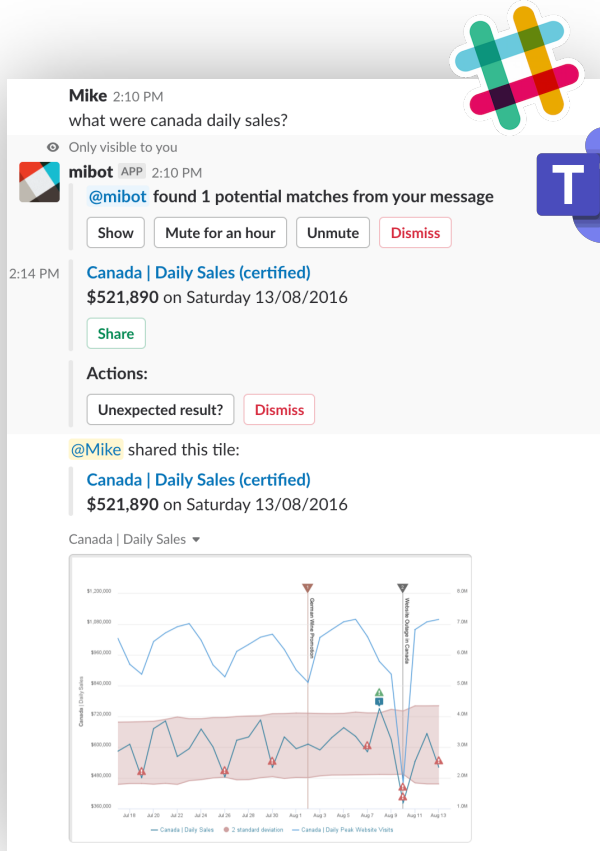
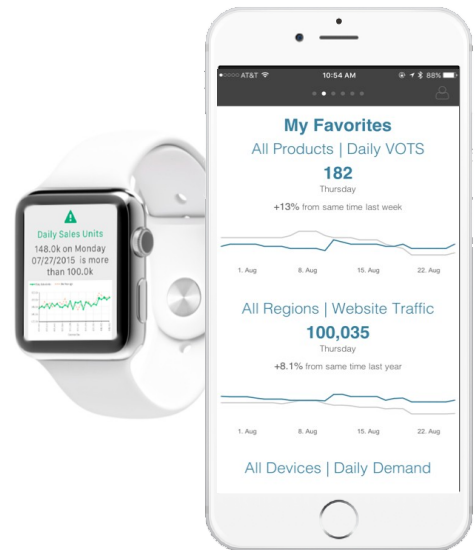
## License Management

- Easily see license utilization of your underlying tools
- Stop paying for inactive users
- Downgrade users underutilizing their licenses
- Burst content and alert inactive users to critical events as an alternative

# Metric Insights for Mobile, Slack, & Teams

## Insights on Any Device

- Native iOS and Android apps optimized for phones & tablets
- Phone tray alerts
- Apple Watch and Android Wear for wearables
- Deep linking and handoff between devices



## Bring Data Into Your Conversations

- Push content & alerts to Slack or Teams
- Search for content
- Share and collaborate
- Natural language processing of discussions to recommend content

## Contact Us

[www.metricinsights.com](http://www.metricinsights.com)

[info@metricinsights.com](mailto:info@metricinsights.com)

1-800-993-3467

44 Tehama St.

San Francisco, CA 94105